




STANDARD SILICONIZED POLYESTER | ROOF & WALL COLORS


IN STOCK, STANDARD GLOSS



REGAL WHITE II
SR: 0.61 E: 0.88 SRI: 73



LIGHT STONE
SR: 0.50 E: 0.86 SRI: 57



GRAY STONE
SR: 0.41 E: 0.86 SRI: 45

STANDARD POLYESTER

INTERIOR ONLY



REGAL WHITE I

STANDARD 70% PVDF | ROOF & WALL COLORS

IN STOCK, STANDARD GLOSS FOR ROOF APPLICATIONS, LOW GLOSS FOR WALL APPLICATIONS)




REGAL WHITE III
LOW GLOSS: SR: 0.66 E: 0.87 SRI: 80
STD. GLOSS: SR: 0.68 E: 0.86 SRI: 82




ALMOND
LOW GLOSS: SR: 0.62 E: 0.87 SRI: 74
STD. GLOSS: SR: 0.60 E: 0.84 SRI: 70



SANDSTONE
LOW GLOSS: SR: 0.59 E: 0.87 SRI: 70
STD. GLOSS: SR: 0.54 E: 0.86 SRI: 63




ASH GRAY
LOW GLOSS: SR: 0.48 E: 0.87 SRI: 55
STD. GLOSS: SR: 0.39 E: 0.84 SRI: 41



PATINA GREEN
LOW GLOSS: SR: 0.38 E: 0.87 SRI: 41
STD. GLOSS: SR: 0.46 E: 0.85 SRI: 51

STANDARD 70% PVDF | WALL COLORS

IN STOCK, LOW GLOSS



SURREY BEIGE
SR: 0.48 E: 0.87 SRI: 55




ROMAN BLUE
SR: 0.26 E: 0.87 SRI: 25

Colors are as close to the actual colors as modern printing allows. Exact metal color chips available upon request (this is a requirement for all premium colors), and should be used for final color selection.

PREMIUM METALLICS

SPECIAL COLORS, NOT IN STOCK, ADDITIONAL COSTS WILL APPLY



TEXAS SILVER
SR: 0.58 E: 0.78 SRI: 66



LEADCOAT
SR: 0.37 E: 0.82 SRI: 38



WEATHERED GALVALUME®
SR: 0.30 E: 0.79 SRI: 27



CHAMPAGNE
SR: 0.38 E: 0.80 SRI: 38



COPPER PENNY
SR: 0.49 E: 0.85 SRI: 55