Panel Style (check one below)

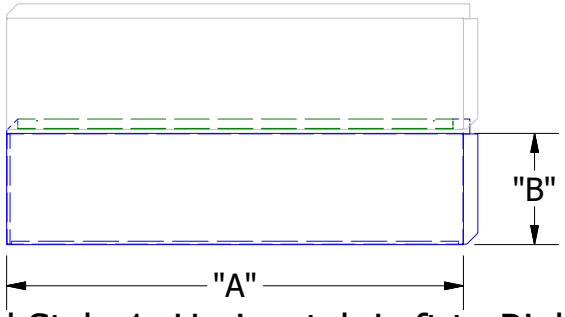

☐ Panel Style 1: Horizontal, Left to Right

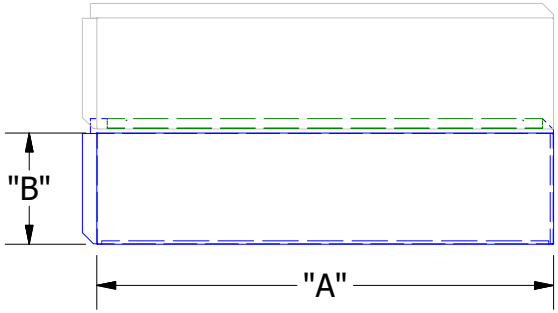

☐ Panel Style 2: Horizontal, Right to Left

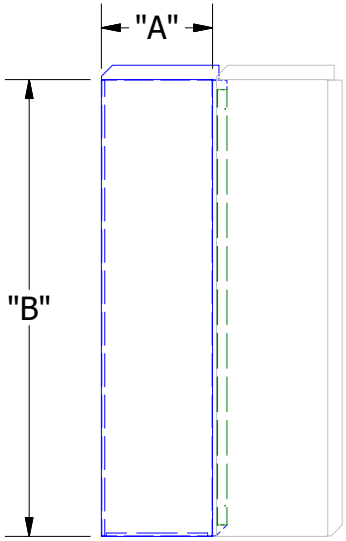

☐ Panel Style 3: Vertical, Left to Right

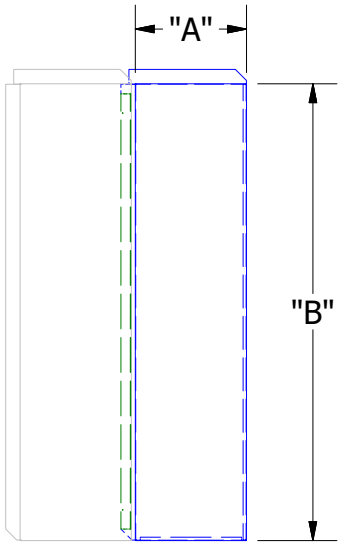

☐ Panel Style 4: Vertical, Right to Left

Project Name:_____

Customer:_____

Panel Depth (check one)
1", **1.5" Standard**, 2", 2.5" 3", 3.5" 4"
☐ ☐ ☐ ☐ ☐ ☐ ☐

Material Thickness (check one)
0.050", **0.063" Standard**, 0.080"
☐ ☐ ☐

Color:_____

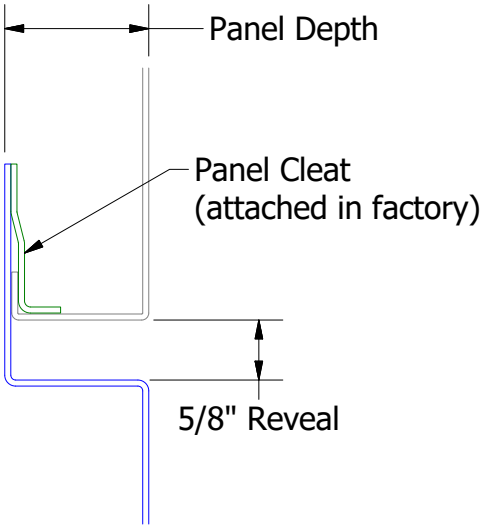

TABLE		
Horizontal Face Dimension	Vertical Face Dimension	QTY
"A" (inches)	"B" (inches)	-

Example: Panel Face Dimensions = 17 3/8" x 95 3/8"
Reveal Dimensions = 5/8" (on top and one side)
Total Coverage = 18" x 96"

Note: Panel Coverage = Face Dimension + Reveal Dimension.

Note: Panels with Faces Larger than 24" may have stiffeners.

REV. NO.	DATE	DESCRIPTION OF REVISION	BY	APP

ATAS International, Inc.
Sustainable Solutions For A Better Future
www.atas.com | info@atas.com
800.468.1441

TITLE	Omawall Stacked Order Sheet		
DWG. NO.		DR KRK	DATE 8/17/2026
MATERIAL		APP	DATE
		SH. SIZE A	SCALE X:X