


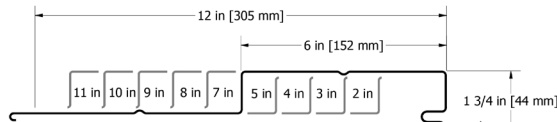
DSF




DSF120



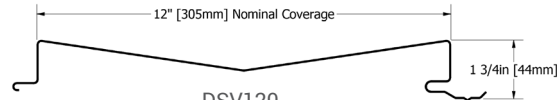
DSH




DSH120



DSV



DSV120



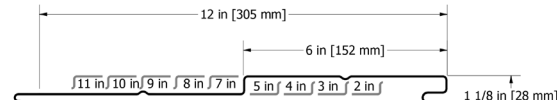
DWF



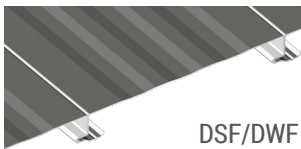
DWF120



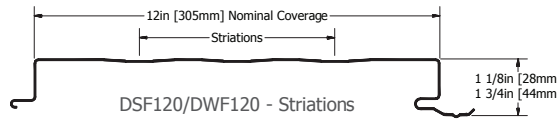
DWH



DWH120



DSF/DWF



DSF120/DWF120 - Striations

DESIGN WALL™

SKU: DSF, DSH, DSV, DWF, DWH

MATERIAL

.032, .040, .050 aluminum

24, 22*, 20* ga. metallic coated steel

24, 22* ga. 55% Al-Zn alloy coated steel with acrylic coating

.8, 1.0 mm zinc* (W series only)

16, 20 oz. copper *

PANEL SPECS

Coverage: 12"

(stiffening ribs standard for DWF, DSF, DWH, & DSH, specify without ribs;

striations optional for DSF & DWF)

Minimum Length: 3'-0"

Maximum Length: 26'-0" (DSV only)

Depth: 1 3/4", 1 1/8"

TEXTURE

Smooth, Stucco Embossed, or Wood

Grain Embossed (DWF, DWH, and DSV

only, 24 ga. metallic coated steel, .032 &

.040 aluminum only)

www.atas.com/designwall

Optional high pressure clip for structural performance available



DESIGN WALL (DWF120)
Charcoal Grey
Private Residence