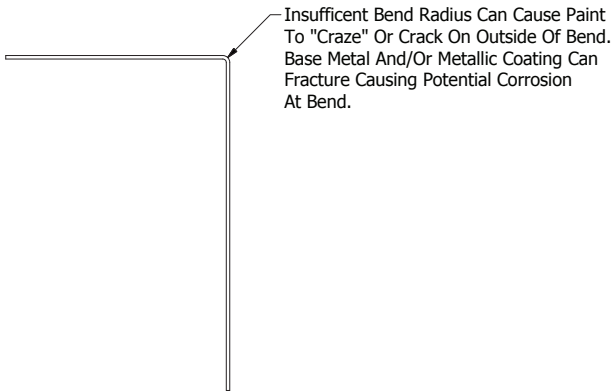
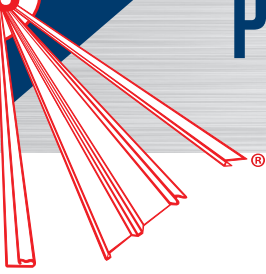






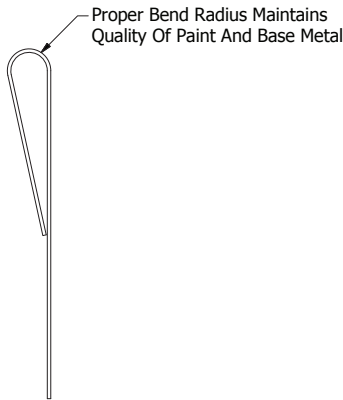
# PROPER BENDING TECHNIQUE



0 Thickness Bend Radius  
(Outside Of Warranty Limits)



Proper Bend Radius As Noted In Warranty



Folded Over Seam/Hem With Bend Radius

EXAMPLE: 0.032 Aluminum x 2 = 0.064 Minimum Bend Radius

Tech Tip: Increasing the bend radius may be achieved by using tooling with a larger punch tip radius and wider die opening on press brakes, adjusting the clamping tool back on manual folding machines, or lowering the folding beam on auto-folders.

## ATAS International, Inc.

Allentown, PA | Mesa, AZ | University Park, IL | Elkton, MD  
800.468.1441 | [www.atas.com](http://www.atas.com) | [info@atas.com](mailto:info@atas.com)

Contact ATAS for more information. ATAS reserves the right to modify, eliminate and/or change its products without prior notification.

LRD0326 LAT910

© 2026 ATAS International, Inc.